



## Political Opinion Barometer

**31** 3rd wave 2013



Centre  
d'Estudis  
d'Opinió



Generalitat  
de Catalunya

## **Contents**

1. **Technical specifications**
2. **Main results**



# Technical specifications

Press report, Public Opinion Barometer (BOP). 3rd wave 2013

## Summary

Level of confidence:	95%
Variance	p=q=50%
Sample size:	2,000 individuals
Sampling error:	± 2.69%

**Scope:** Catalonia

**Univers:** Spanish citizens of 18 years of age and more who live in Catalonia

**Method of data collection:**

Computer Assisted Telephone Interview (CATI)

**Sampling procedure:**

Stratification by province and town size, with selection of last sample units (individuals) using sex and age crossed quotas.

Town size is divided into 6 categories:

- less or equal to 2,000 inhabitants
- from 2,001 and 10,000 inhabitants
- from 10,001 and 50,000 inhabitants
- from 50,001 and 150,000 inhabitants
- from 150,001 and 1,000,000 inhabitants
- more than 1 million inhabitants

To calculate the quotas we use the official statistics from the *Padró continu de població* from the year 2012. The age quotas correspond to the following intervals:

- 18 to 34 years of age
- 35 to 49 years of age
- 50 to 64 years of age
- 65 and more years of age

### Sample size:

**2,000 interviews** with the following territorial distribution:

• Barcelona	800
• Girona	400
• Lleida	400
• Tarragona	400

### Allocation:

**Not proportional.** To obtain representative figures for the whole Catalan population, the results have been weighted by the following territorial weights:

• Barcelona	1.864609957
• Girona	0.465810004
• Lleida	0.286327498
• Tarragona	0.518642584

### Sampling error:

The overall margin of error of the survey is **± 2.69%**, for a confidence level of 95% (1.96 sigma) and under the assumption of maximum indetermination (p=q=50%). In each province the margins of error are:

• Barcelona	± 3.47%
• Girona	± 4.90%
• Lleida	± 4.90%
• Tarragona	± 4.90%

### Fieldwork:

The fieldwork has been performed by GESOP, from the 4 to the 14 of November, 2013.

2

## Main results

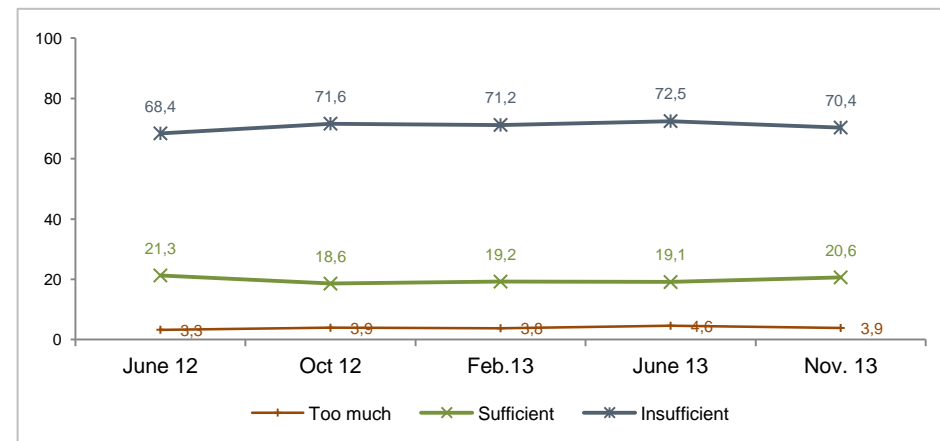
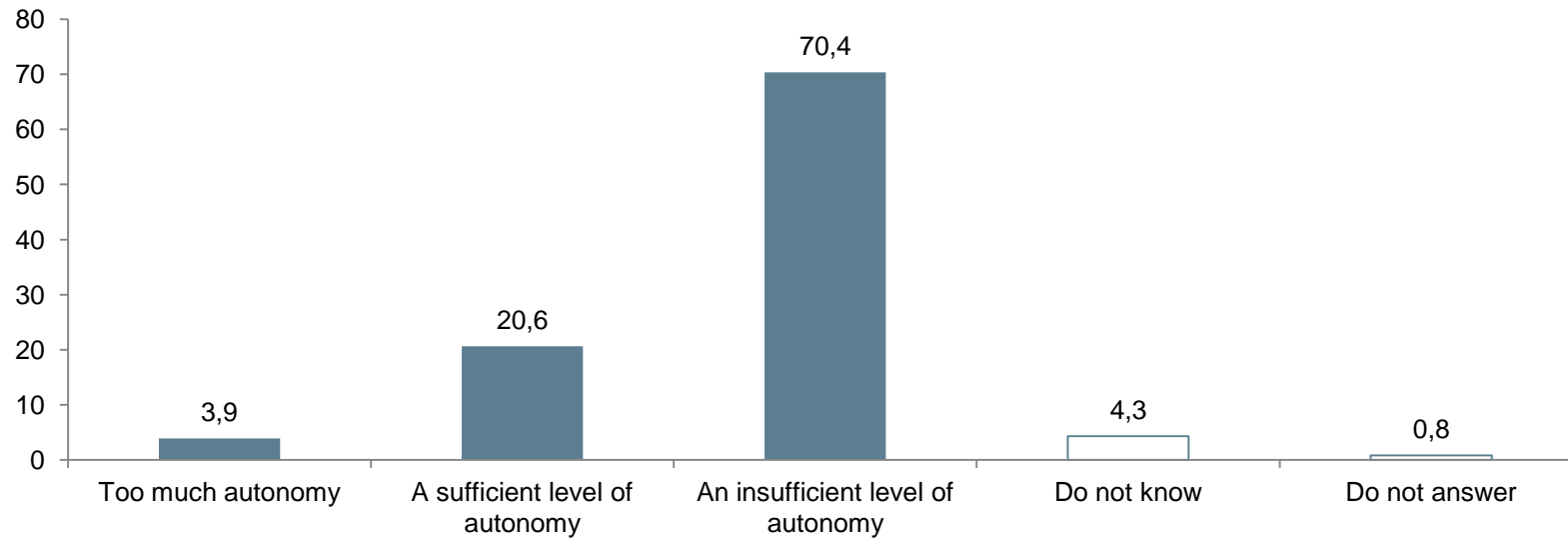
Press report, Political Opinion Barometer (BOP). 3rd wave 2013

## 4.5 Relations between Catalonia and Spain

### Question 27

Do you think that Catalonia has achieved...

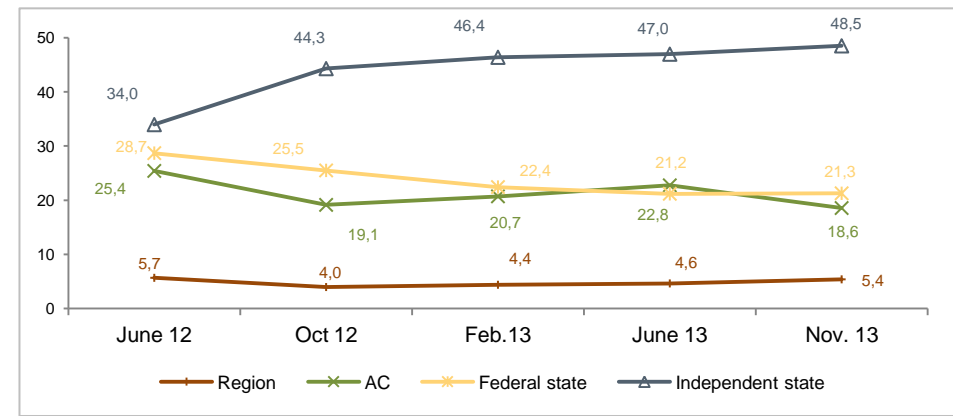
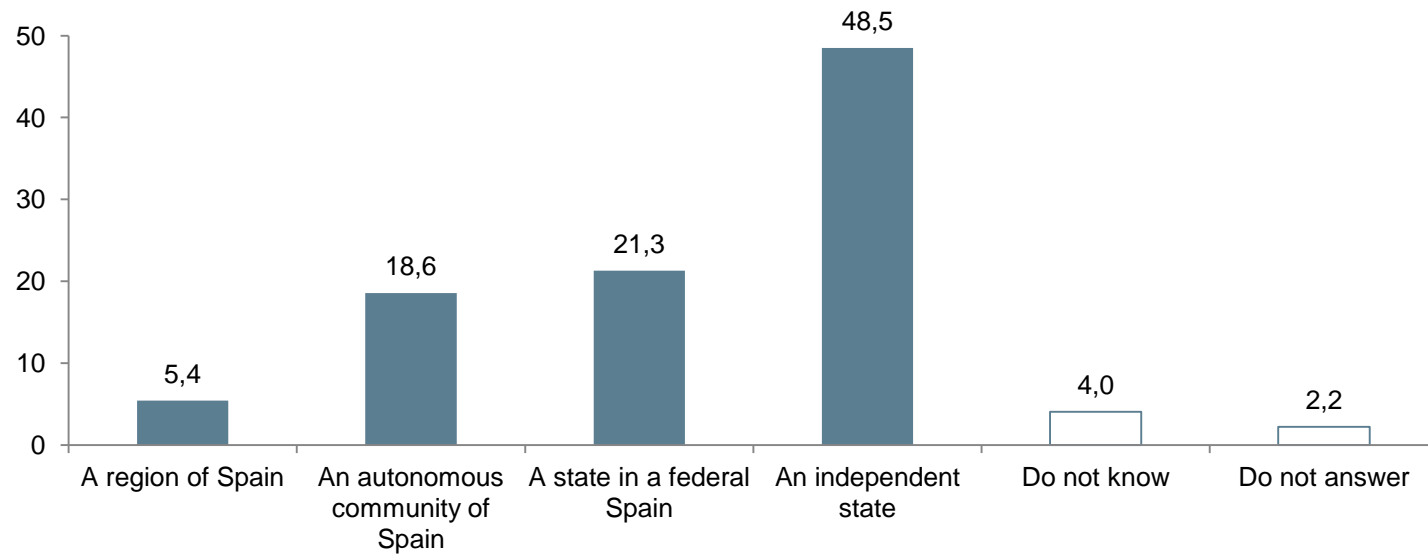
(N=2,000; simple response; %)



**Question 28**

**Do you believe that Catalonia should be...**

(N=2,000; simple response; %)

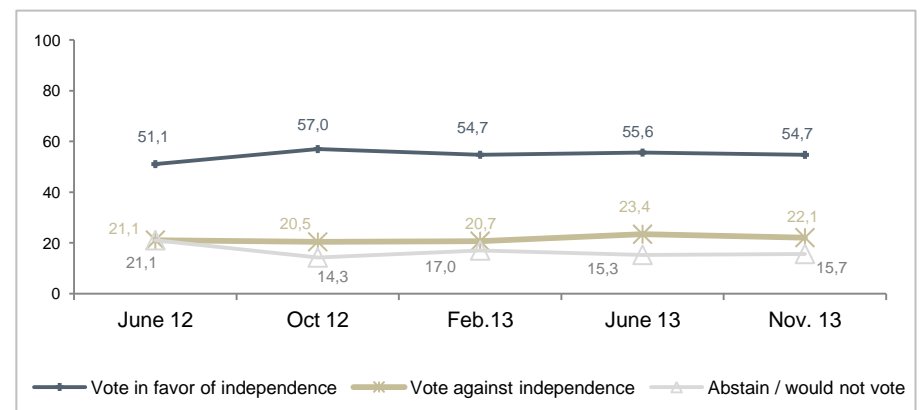
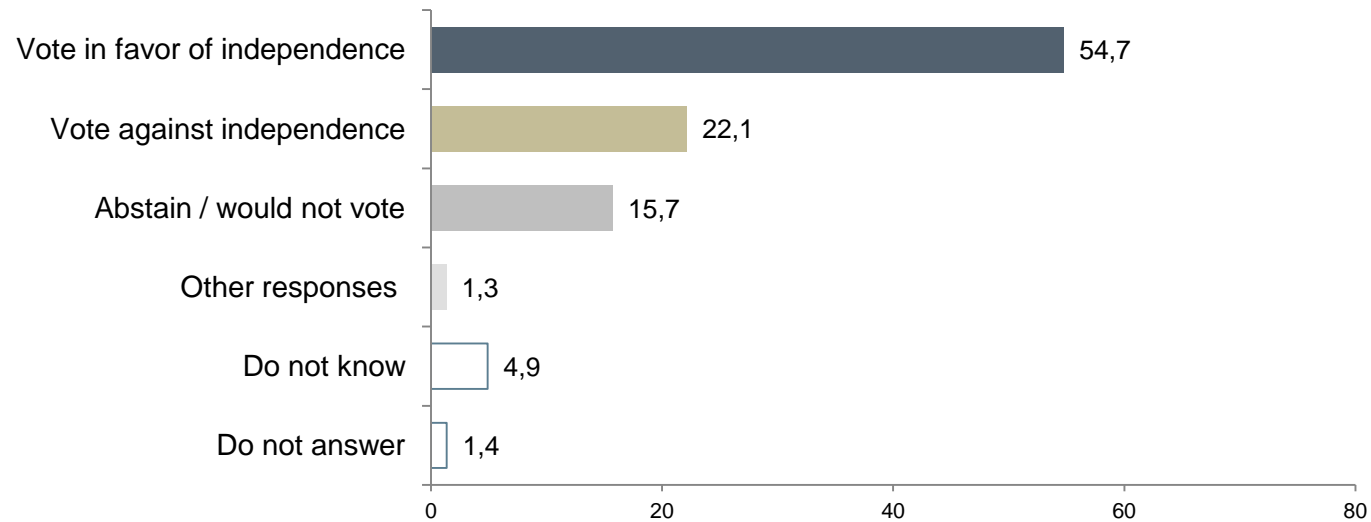




**Question 39**

**And more precisely, if a referendum to decide the independence of Catalonia was to be held tomorrow, what would you do?**

(N=2,000; simple response; %)



Question 39

And more precisely, if a referendum to decide the independence of Catalonia was to be held tomorrow, what would you do?

(N=2,000; simple response; %)

		Vote intention, elections to the Parliament of Catalonia						
Vote in favor of independence	<b>54,7</b>	0,0	<b>80,6</b>	<b>94,0</b>	12,3	<b>52,2</b>	0,7	<b>81,8</b>
Vote against independence	<b>22,1</b>	<b>87,2</b>	5,6	1,3	<b>61,2</b>	23,2	<b>83,6</b>	3,0
Abstain / would not vote	<b>15,7</b>	9,8	9,1	3,3	18,0	15,5	14,0	7,7
Others	<b>1,3</b>	1,1	0,1	0,4	3,6	2,3	0,5	4,7
Do not know	<b>4,9</b>	1,9	3,5	0,9	5,0	4,9	1,2	2,7
Do not answer	<b>1,4</b>	0,0	1,2	0,0	0,0	1,9	0,0	0,0
Unweighted	2000	28	365	452	103	105	100	84
Weighted	2000	27	345	423	113	124	105	79

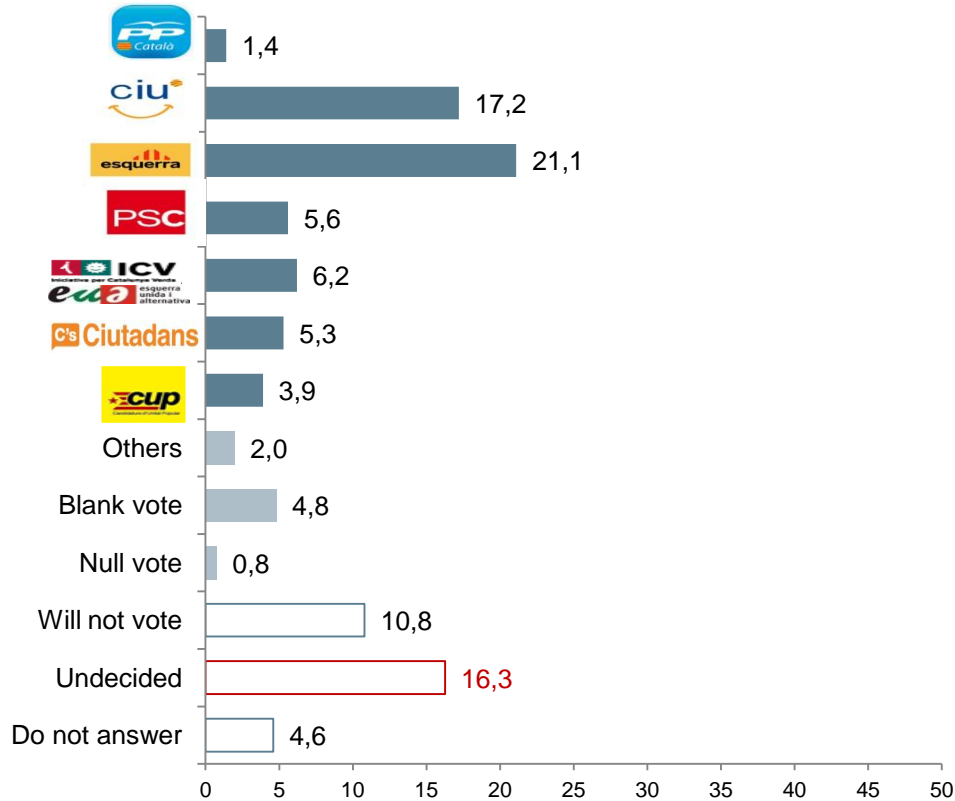
(\*) Non significant resultats

## 5.2 Elections to the Catalan Parliament: vote intention

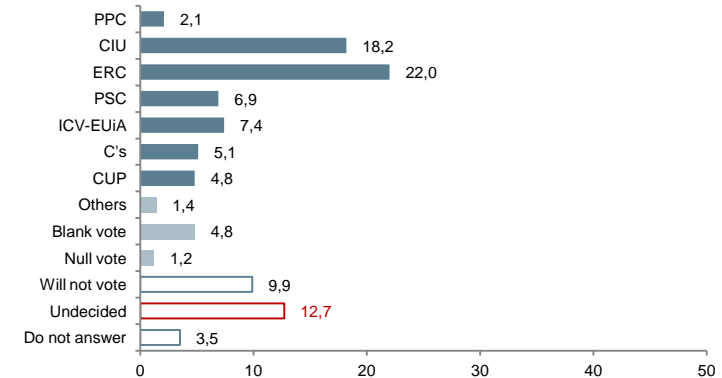
### Question 32

If elections to the Catalan Parliament were to be held tomorrow, what party or coalition would you vote for?

(N=2,000; simple response; %;)



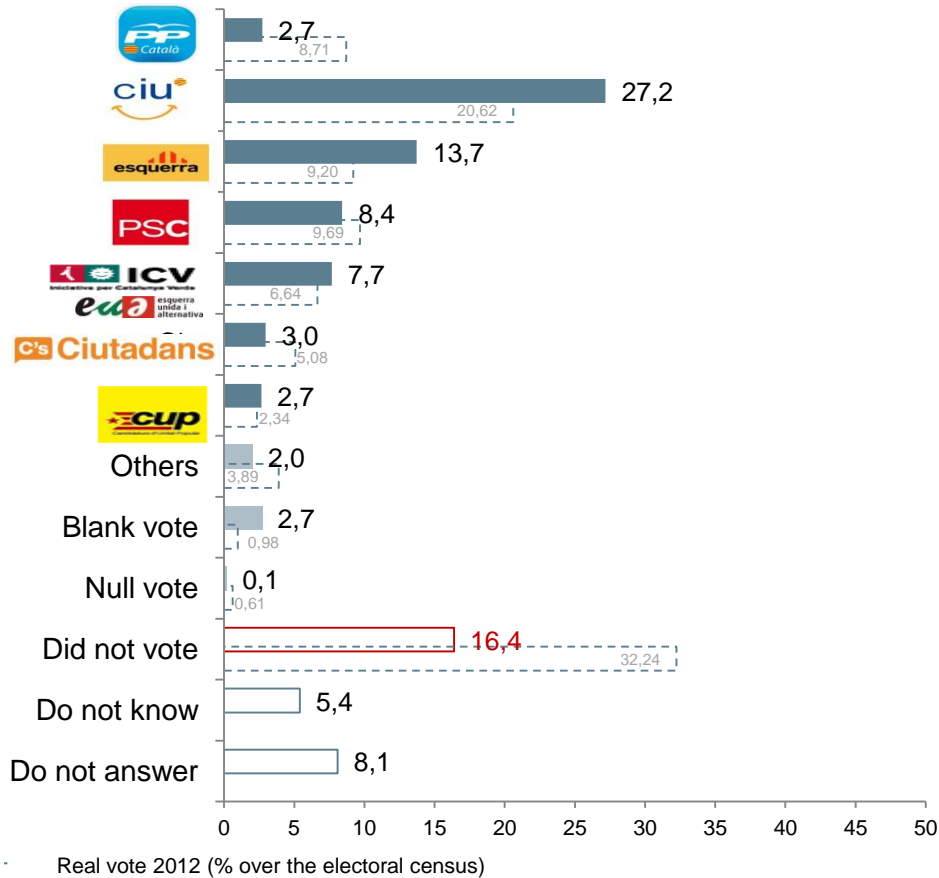
### Previous Barometer



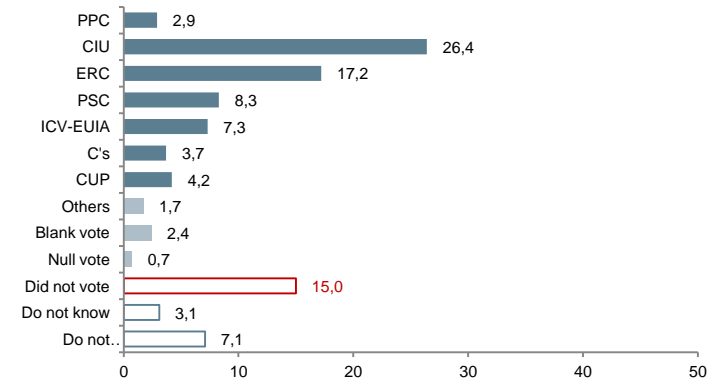
**Question 30**

**And could you tell me to what party or coalition did you vote for in the last elections to the Parliament of Catalonia?**

(N=2,000; simple response; %)



**Previous Barometer**

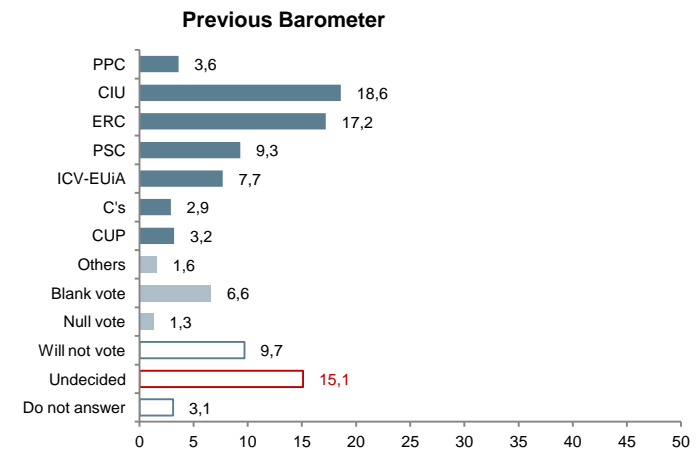
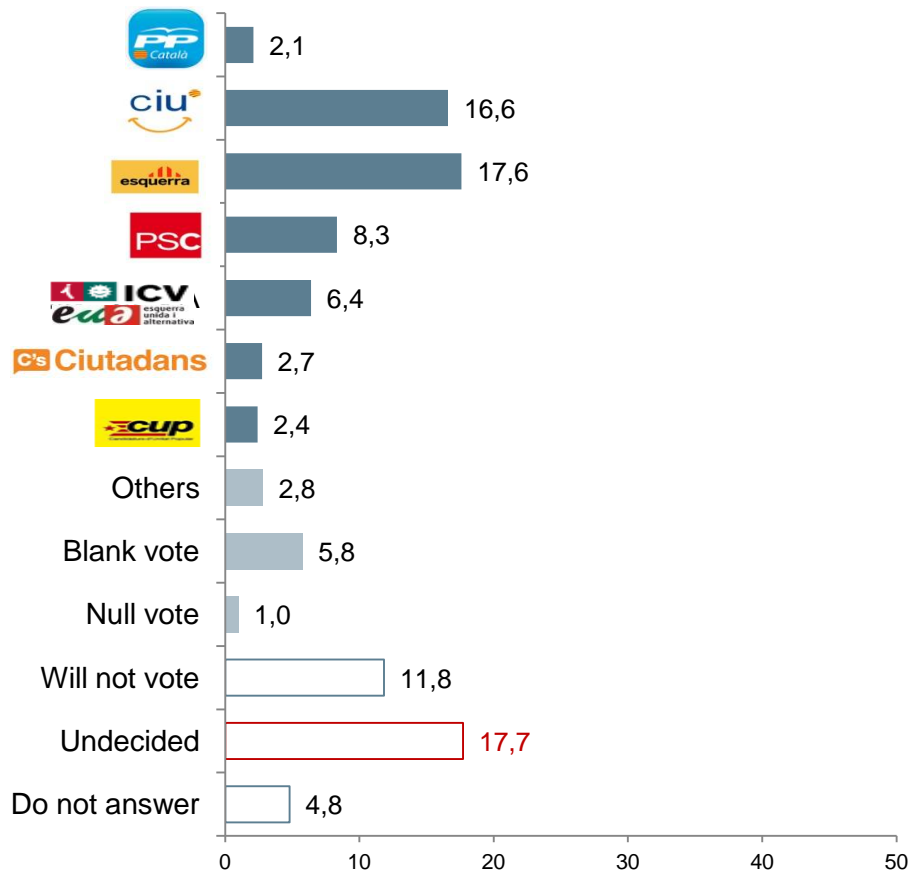


## 5.4 Elections to the *Congreso de los Diputados*: vote intention

### Question 36

If elections to the *Congreso de los Diputados* were to be held tomorrow, what party or coalition would you vote for?

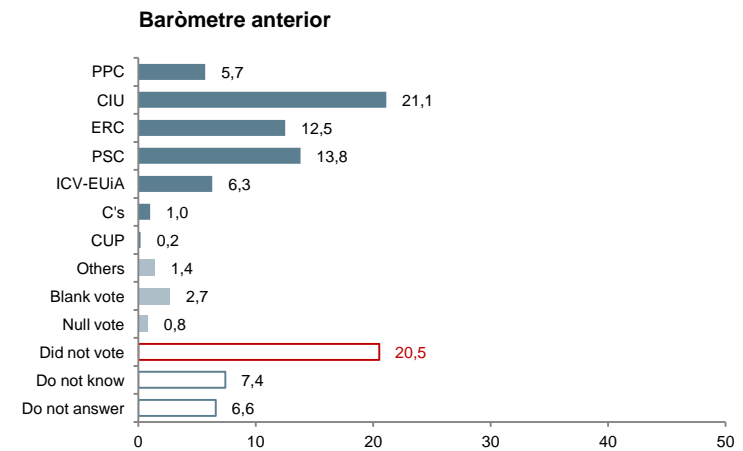
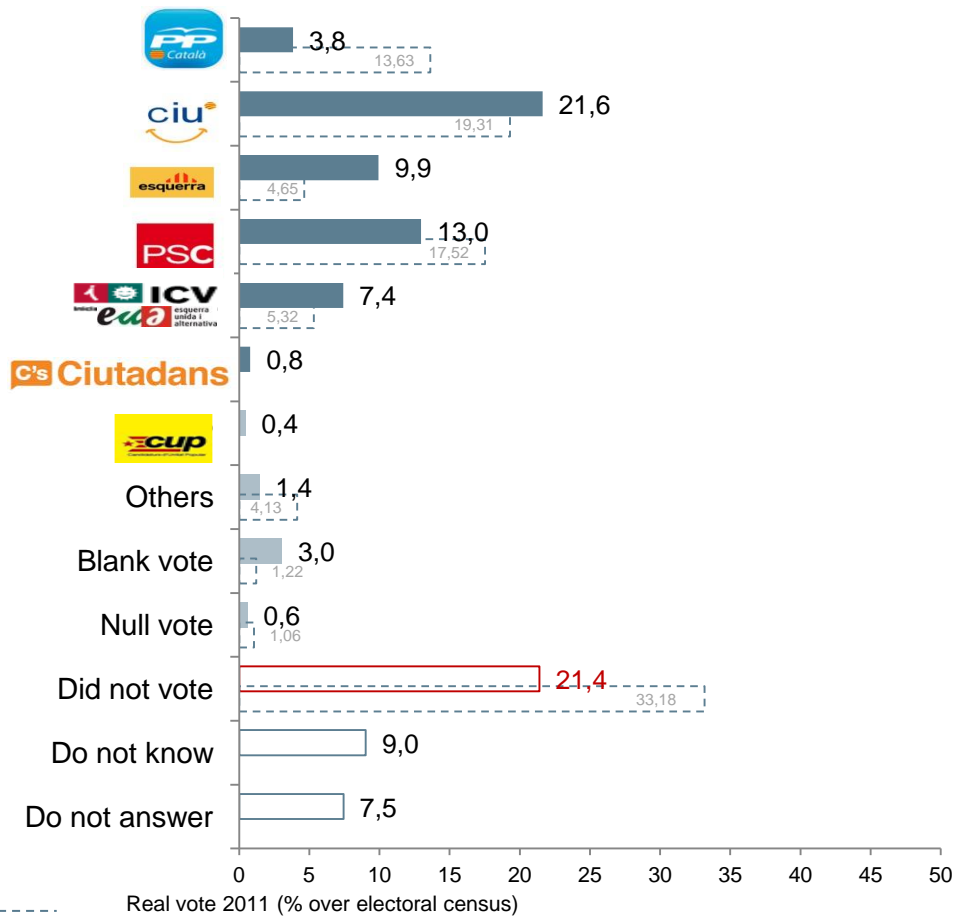
(N=2,000; simple response; %)



**Pregunta 34**

**If elections to the *Congreso de los Diputados* were to be held tomorrow, what party or coalition would you vote for?**

(N=2,000; simple response; %)

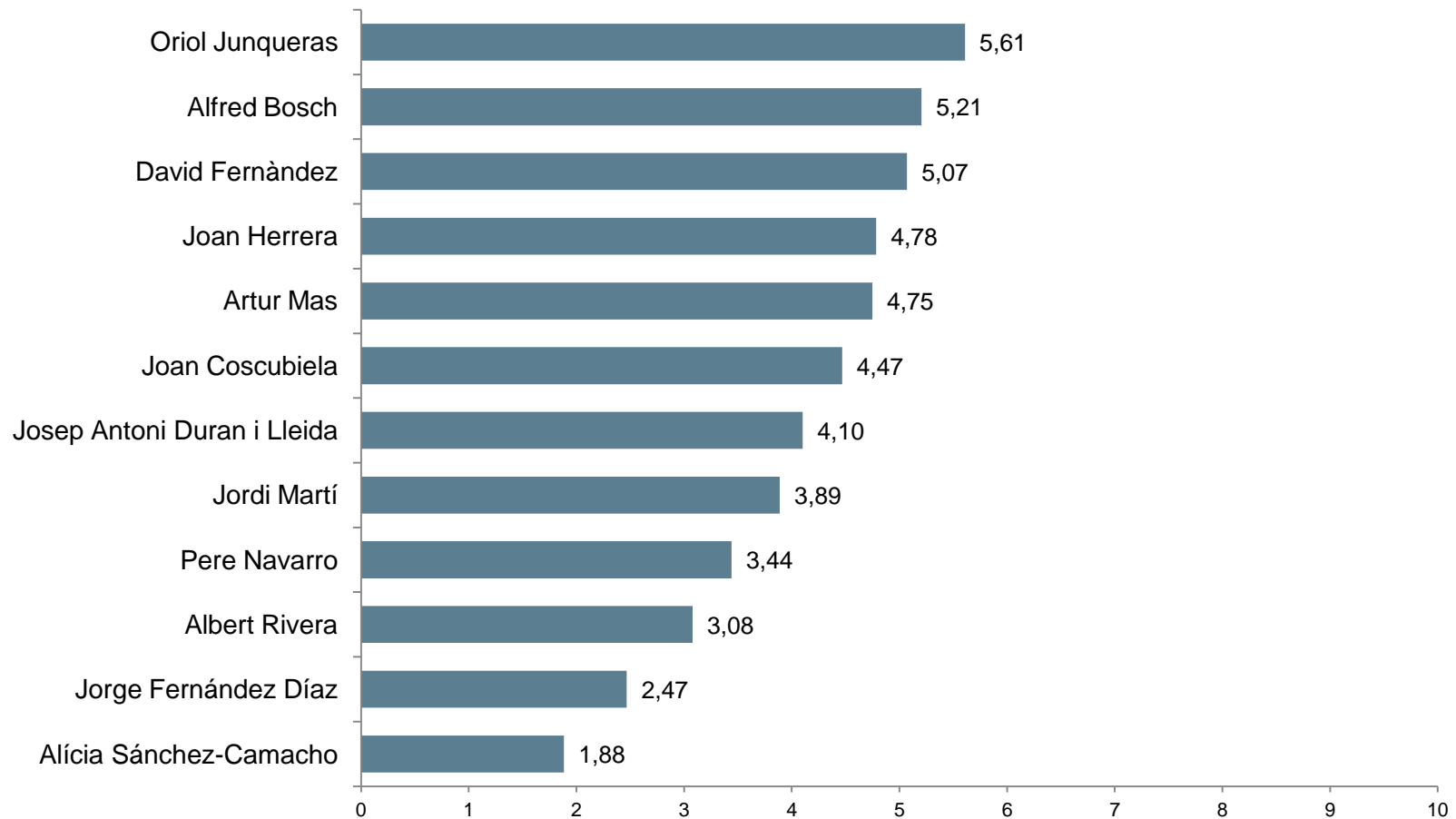


## 5.7 Ratings of political leaders















### Question 37b

**How do you rate the political performance of these leaders? Please rate them in a scale from 0 to 10, where 0 is very poor and 10 is excellent.**

(Base: know the leader; simple response; average)



## 7.4 Cross-tabulation of vote recall and vote intention to the elections of the Parliament of Catalonia.

		Vote recall, Parliament of Catalonia 2012											
									Others/Null vote	Blank vote	Will not vote	DK/NA	Total
Vote intention		33.1	0.1	0.0	0.0	0.0	0.0	0.0	0.0	0.0	2.0	0.8	1.4
		2.4	<b>52.4</b>	1.8	2.8	0.3	0.0	0.0	5.1	1.0	10.3	4.3	17.2
		0.9	21.5	<b>82.5</b>	4.1	7.1	0.0	7.9	16.3	1.5	8.4	8.2	21.1
		1.4	0.8	0.0	<b>53.8</b>	1.6	0.9	0.0	1.1	0.9	3.6	0.6	5.6
		0.5	1.0	0.8	3.5	<b>59.6</b>	0.8	0.0	1.2	0.0	4.3	1.4	6.2
		28.6	1.5	0.0	3.6	2.4	<b>75.7</b>	0.0	1.1	14.8	3.6	2.3	5.3
		0.0	1.0	2.9	0.0	9.0	0.0	<b>76.0</b>	10.7	0.0	1.6	0.6	3.9
	Others/Null vote	0.0	1.2	0.7	1.1	1.6	3.2	4.5	<b>42.1</b>	3.5	2.9	3.1	2.7
	Blank vote	1.0	2.3	1.5	2.6	1.9	8.4	1.4	4.4	<b>50.6</b>	7.6	4.4	4.8
	Will not vote	13.6	5.1	0.8	9.6	2.9	0.9	0.9	2.6	19.8	<b>35.7</b>	10.8	10.9
DK/NA	18.7	13.0	9.0	19.0	13.7	10.3	9.3	15.6	8.0	20.0	<b>63.5</b>	20.9	
Total	100.0	100.0	100.0	100.0	100.0	100.0	100.0	100.0	100.0	100.0	100.0	100.0	100.0
Unweighted	59	582	304	149	119	52	61	39	52	316	267	2000	
Weighted	54	543	275	168	154	59	53	43	54	328	270	2000	

(\*) Non significant resultats



Elections to the Parliament of Catalonia					
Political Opinion Barometer, 3rd wave 2013					
	Direct vote intention	Vote estimates	Sit estimates	Resultats 2012	
	(in %)	(in % over valid vote)		%VV	escons
CiU	17.2	22.2	34-36	30.7	50
ERC	21.1	24.2	37-39	13.7	21
PSC	5.6	11.1	14-16	14.4	20
PP	1.4	9.4	13-14	13.0	19
ICV-EUiA	6.2	9.8	12-14	9.9	13
C's	5.3	12.2	15-17	7.6	9
CUP	3.9	5.2	6-7	3.5	3
others	2.0	3.3		5.7	---
blank vote	4.8	2.6		1.5	---
null vote	0.8	Turn out: 60%			
Abstention ("will not vote")	10.8				
Undecided	16.3				
Do not answer	4.6				

<b>Elections to the <i>Congreso de los Diputados</i></b>					
<b>Political Opinion Barometer, 3rd wave 2013</b>					
	<b>Direct intention</b>	<b>Vote estimates</b>	<b>Sit estimates</b>	<b>Results 2011</b>	
	(in %)	(in % over valid vote)		%VV	sits
CiU	16.6	22.2	13-14	29.4	16
PSC	8.3	17.0	8-9	26.7	14
PP	2.1	12.7	7-8	20.7	11
ICV-EUiA	6.4	9.0	3	8.1	3
ERC	17.6	20.6	11-12	7.1	3
C's	2.7	9.2	3-4	6.3	0
CUP	2.4	4.0	0-1		
others	2.8	3.5			
blank votes	5.8	1.8		1.9	
null votes	1.0	Turn out: 65%			
Abstention ("will not vote")	11.8				
Undecided	17.7				
Do not answer	4.8				